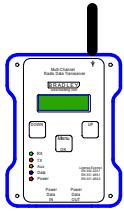


RD11



XLR4

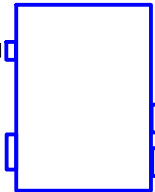
PSU 3A



RD12



Lens Driver

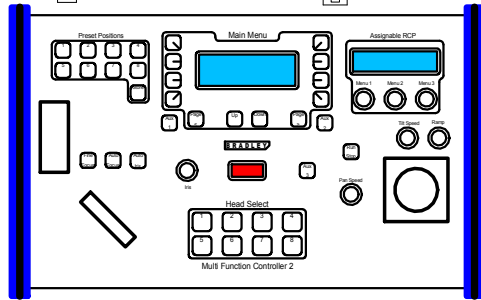


Lens Driver outputs



CCU To Sony Camera

PSU 3A



Multi Function Controller

David Bradley Engineering Ltd

UNLESS OTHERWISE SPECIFIED:
DIMENSIONS ARE IN MILLIMETERS
SURFACE FINISH: 3.2
TOLERANCES: ANGULAR: ±0.1
LINEAR: ±0.25 (0-±0.1) (00-±0.01)

FINISH

DEBUR AND
BREAK SHARP
EDGES

NAME	SIGNATURE	DATE
DB		

MATERIAL
THIRD ANGLE PROJECTION

BR-Remote System

TITLE:
Connection Example

DWG NO.	A4
Scale 1:1	SHEET 1 OF 1