

Multi Function Controller



The **Multi Function Controller** is our most popular controller. It has a familiar, ergonomic layout but with the addition of 3 'Hot Keys' for instant access to any function. The panel is a modern membrane style with contoured buttons - all of which are individually backlit and adjustable. The case is built with custom single-piece extrusions and all edges have been rounded for operator comfort.

Additional inputs and outputs are provided on the back panel including RCP inputs and a monitor switching GPIO output option.

It remains, one of the most sophisticated remote head and camera controllers available with full control of multiple remote heads and built-in CCU functions for multiple camera types.

Multi Camera Operation

The **Multi Function Controller** can control up to 8 remote cameras and heads using the one-touch selection buttons or up to 99 cameras with the addition of a keypad **Multi Camera Selector**. Because the output data is generic, any number of different cameras and heads can be controlled by using a data receiver and protocol converter at the remote end. The protocols are open and available for 3rd party interfacing. All **BR Remote** products operate as 'plug-and-play' units.

Advanced Control Functions

The main controls are positioned in a familiar ergonomic layout to enable ease of operation over extended periods with minimum operator fatigue. All corners are rounded for comfort. The backlighting of the panel is user adjustable to suit ambient conditions.

The main LCD display has multiple pages, many of which lead on to further menus and choices. There are 50 - 100 parameters that can be set and adjusted via this menu.

The CCU LCD section has three knobs that can be individually assigned to various camera functions. Should a new function be required this can be written into the software and will simply become another option on this LCD panel. All these functions, and more, can also be accessed via the optional **Remote Engineering Panel** which offers touchdown joystick engineering control of up to 4 cameras each. This enables a single control path for Pan & Tilt, Lens and Camera.

Inputs & Outputs

XLR4m	Power In 12-24v
XLR4f	Power & Data Out
XLR3f	Data Out
2 x XLR3m	2 x Data In (for RCPs etc.)
1 x Dsub	Monitor Switching or Tally Inputs
1 x XLR3m	Aux Input
RJ45 (option)	IP Connection




Dimensions

Dimensions: w 375mm, d 250mm, h 90mm (excl. joystick) Weight 3.5kg

Primary Control Functions

Pan
Tilt
Zoom
Focus
Auto/Manual Focus
Fine Focus
Iris
Auto/Manual Iris
Pan Speed
Tilt Speed
Preset Positions x 64
Preset Position Store
8 x Head Select (Additional selector panel for up to 99 heads)
Aux 1, Aux 2, Aux 3 - Assignable Hot Keys



Assignable CCU Functions

Gain

Shutter

Detail

Gamma

Pedestal

Red Gain

Blue Gain

(for extended functions use our **Remote Engineering Panel**)

Main LCD Functions

Page 1

Iris, Shutter, Gain setting information

Page 2

White Balance Settings

Page 3

Operational On/Off controls

Page 4

Profile Move Adjustments

Page 5

Home Position Settings

Page 6



Tally Status and switching

Page 7

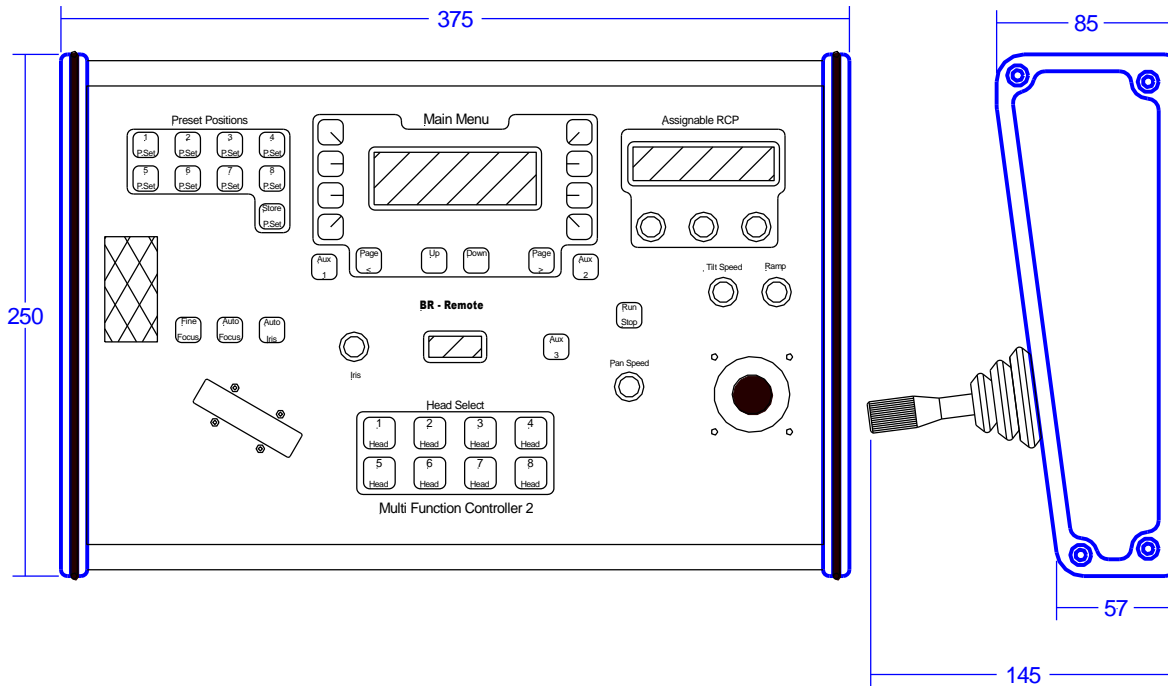
Echo Head Display and cycling

Page 8

Various Device Setups



Specifications



Power: 12-16v @ 0.5A

Data: RS485 @ 9600 baud
IP Multicast (if fitted)

For further details contact;

BR Remote Ltd
Unit 14 – 20 Setley Ridge Vineyard
Lymington Road
Brockenhurst
SO42 7UF

www.br-remote.com

Tel: +44 1590 622440